



1,774
Mining Titles

160 Mining titles in exploration

169 Mining titles in construction & assembly

1,445 Mining titles in exploitation

Titles by contractual stage



1,122,518 ha
(0.98% of national territory)

➤ **796** Mining concession proposals

➤ **578,055 ha**
(0.51% of national territory)

Source: NMA, - Anna minería 01/27/2022

From the total titles, **97%** correspond to small and medium mining, and only **3%** to large mining. **92%** of coal production is extracted in open-pit mining areas in the departments of Cesar and La Guajira, with thermal coal, which in general is exported. The remaining **8%** is mined mainly underground in the departments of Cordoba, Antioquia, Valle and Cauca, with thermal coal, and in Cundinamarca, Boyacá, Santander and Norte de Santander, with high-quality thermal and metallurgical coal, which besides supplying the domestic market, is also exported.

ECONOMIC DATA

PRODUCTION (Million de tons)

2018 **86.3 Mt**
2019 **85.2 Mt**
2020^{Pr} **52.6 Mt**

ROYALTIES (Million USD)

2018 **768.8 M**
2019 **601.2 M**
2020^{Pr} **289.8 M**

EXPORTS (Million USD)

2018 **86.9 Mt - \$7,447.9 M**
2019 **74.7 Mt - \$5,668.3 M**
2020^{Pr} **71.2 Mt - \$4,165.8 M**

2020 WORLD RANKINGS

WORLD PRODUCTION

Million tons

- China 3,902.0
- India 756.5
- Indonesia 562.5
- USA 484.7
- Australia 476.7
- Russia 399.8

LATAM PRODUCTION

Million tons

- Colombia 52.6
- Mexico 6.5
- Brazil 6.2
- Venezuela 0.7
- Other LATAM 1.0

CONSUMERS

Exajulios

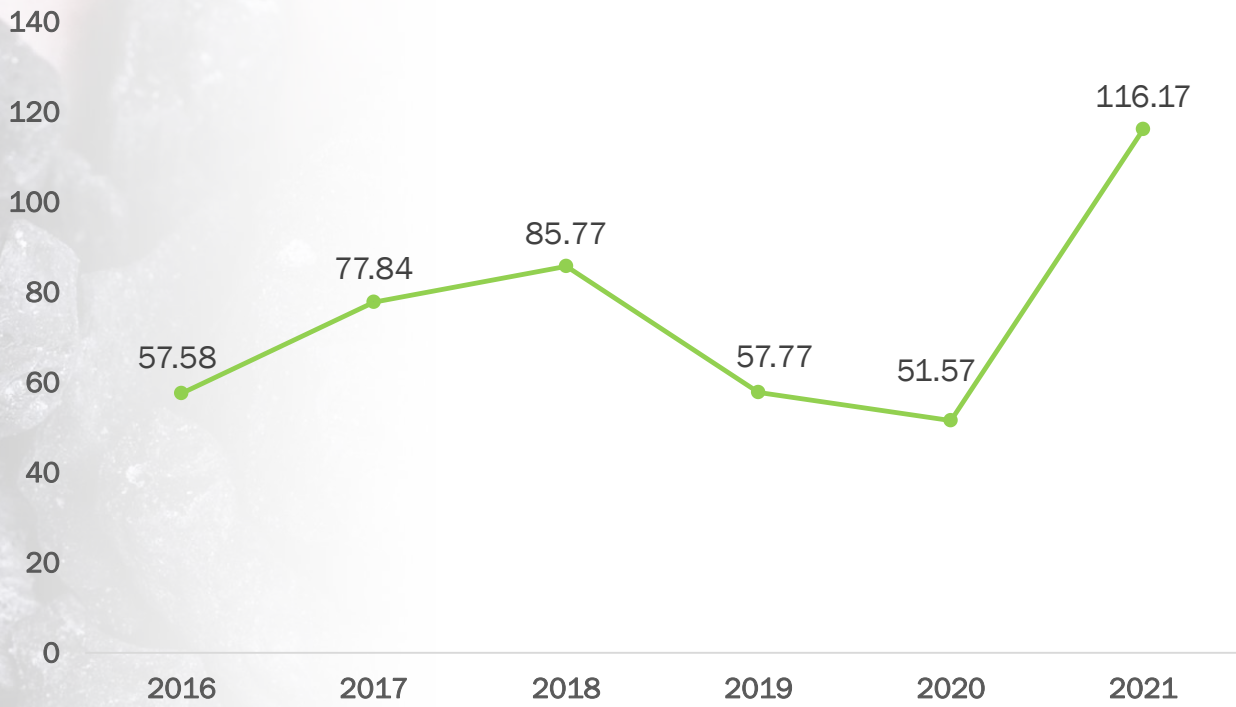
- China 82.27
- India 17.54
- USA 9.20
- Japan 4.57
- South Africa 3.48
- Russia 3.27

12. Colombia 52.6

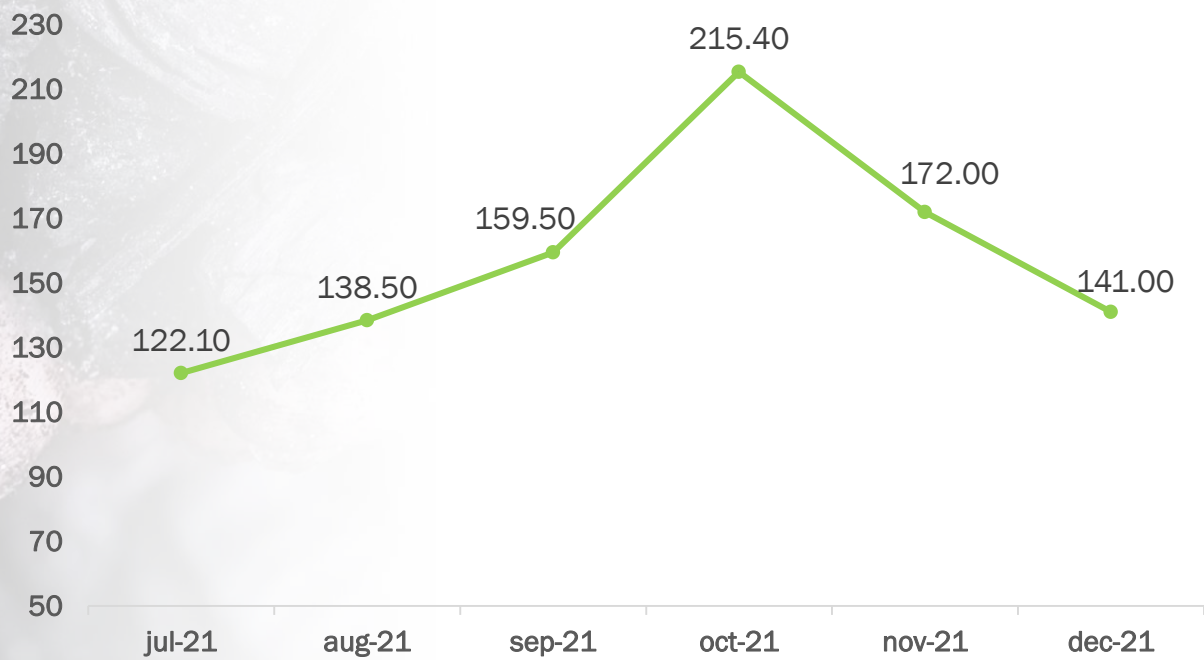
At year 2020, Colombia has proved reserves by 4,554 Mt of anthracitic and bituminous coal, the largest in LATAM (46.6%); correspond to approximately 0.6% of the World Reserves.

ECONOMIC DATA

Colombian coal price in the last 6 years USD/ton



Colombian coal price in the last 6 months USD/ton



PRODUCTION

Province	Municipality	2018 (Ton)	2019 (Ton)	2020 ^{Pr} (Ton)
Cesar	Agustin Codazzi	7,765,134	10,530,915	6,159,357
	Becerril	15,000,043	15,128,895	15,921,028
	El Paso	4,148,656	4,047,975	1,526,016
La Guajira	La Jagua de Ibirico	19,702,108	22,317,459	10,990,941
	Albania	11,805,974	6,559,847	1,696,331
	Barrancas	16,632,631	19,272,654	10,536,043
Boyaca	Hatonuevo	2,637,431	587,445	344,022
	Various	2,769,277	1,609,689	1,829,500
Norte de Santander	Various	2,657,288	2,269,405	1,389,213
Cundinamarca	Various	2,469,019	2,228,715	1,199,629
Cordoba	Puerto Libertador	261,479	336,799	912,738
Santander	Various	316,145	208,854	93,659
Antioquia	Various	90,707	78,711	14,590
Valle del Cauca	Various	18,072	11,778	6,581
Cauca	Various	62,282	24,352	5,247
Casanare	Recetor	2,116	570	
Total		86,338,362	85,214,063	52,624,895

In 2020 coal accounted for **53%** (USD **1,997.9 million**) of mining GDP, **0.7%** of national GDP and **69.3%** of total mining royalties collected.

In 2020, Colombian coal production represented **77.8%** of LATAM production and **0.65%** of world production.

Colombia produces high quality thermal and metallurgical coal due to its high calorific value of up to **14,161 BTU/LB** (*one of the highest in the world*), with low sulfur, ash and moisture content.

*Coal potential of Colombia: Coal resources and reserves, 2004 base

Atlantic Coast:	Interior of the country:	Total
Thermal coal 7,906 MT	Thermal coal 6,053 MT	Thermal and Metallurgical coal 16,569 MT
	Metallurgical coal 2,609 MT	

EXPORTS

Coal exports 2020 (Millions of tons)

Thermal	66.1 MT
Metallurgical	1.7 MT
Anthracite and others	0.4 MT
Coke	3.3 MT

*Colombia is the fifth largest exporter of coal in the world with 5.4% of total exports; it is also the third largest exporter of coke with 12.9% of world exports.

Coal accounted for 13.4% of the value of Colombian exports and 54.2% of mining exports in 2020.

Source: SIMCO-UPME, NMA, Bp Statistical Review of World Energy June 2021. Exchange Rate 2020: \$3,693.36; 2021: Col \$3,743.09 . *www.trademap.org/ .

Colombian coal exports are transported by sea. The main destinations for 2020 thermal coal are: Turkey 28.0%; Chile 10.6%; Korea 8.6%; Israel 8.3%; India 5.7%; Brazil 5.4%; Holland 5.3%; Mexico 5.2%; Guatemala 3.4%; United States 3.2%; Puerto Rico 2.4%; China 2.0%; Canada 1.9%; Panama 1.7%; Dominican Republic 1.6% and other countries 6.7%. Metallurgical coal destined for: Brazil 37.2%; Japan 37.0%; Turkey 17.3%; Korea 3.2%; China 2.6%; Argentina 1.3%; Mexico 1.3% and others 0.0034%.

The main coke destinations during 2020 are: Brazil 27.3%; Mexico 18.4%; India 17.6%; United Kingdom 9.4%; Turkey 5.4%; China 4.6%; Finland 3.4%; Gabon 2.8%; Belgium 2.5%; Malaysia 2.3%; Ukraine 1.9%; Sweden 1.7%; Norway 1.1%; Poland 0.7% and other countries 0.9%.

"Colombia accounts for about 6% of the world's total seaborne coal trade".