

# TAX REPORT

## January to June 2021

### Cash Basis



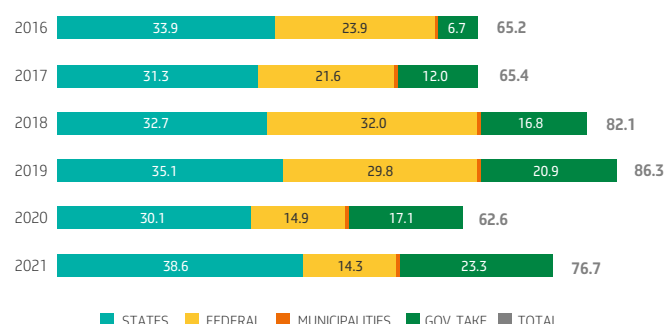
*This Tax Report aims to detail the cash outflows carried out by Petrobras with the collection of taxes and government take in the first six months of 2021. The information is based on the cash basis and should be read together with Petrobras' 2020 Tax Report, where the principles of the tax function, compliance aspects and the Company's tax risk management are presented, among other information about our contribution as one of the most significant taxpayers of the Brazilian economy.*

In the first semester of 2021, Petrobras has already collected a total of R\$ 76.7 billion to the government, comprising: R\$ 32.4 billion in own taxes from its operations; R\$ 23.3 billion in government take and R\$ 21.0 billion in taxes withheld from third parties, since the company has a legal duty to collect it throughout the entire chain, as a tax substitute.

In the Federal sphere, R\$ 14.3 billion were paid in Federal Taxes + R\$ 23.3 billion in Government Take, totaling R\$ 37.6 billion to the Federal entity. For the states, R\$ 38.6 billion were collected, while for the municipalities, the amounts of R\$ 497.3 million were collected in the first semester.

There was a 22.5% increase, compared to the same period of the previous year, driven mainly by royalties (Gov. Take) and company's ICMS (State Tax).

TAXES PAID FROM JANUARY TO JUNE - R\$ BILLION



**R\$ 76.7 billion**

TAXES PAID IN THE 1<sup>st</sup> SEMESTER OF 2021



**R\$ 32.4 billion**

COMPANY'S TAXES



**R\$ 23.3 billion**

GOVERNMENT TAKE



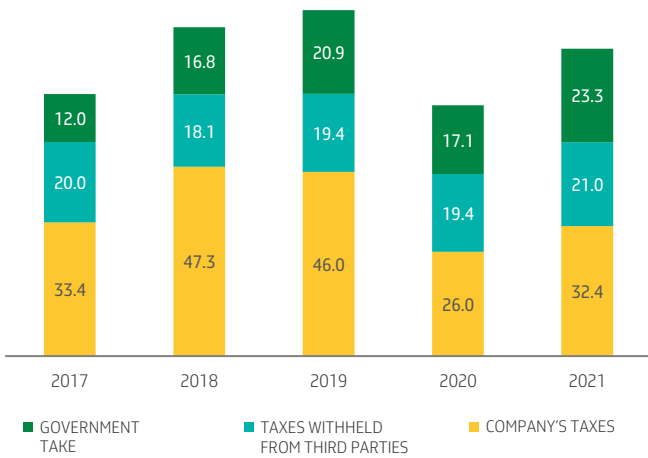
**R\$ 21.0 billion**

TAXES WITHHELD FROM THIRD PARTIES

In the graphs below, you can see the distribution of taxes paid by Petrobras, segregated by their tax nature:

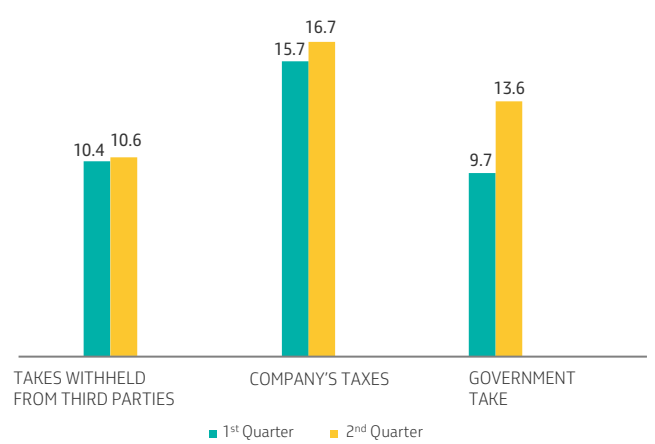
DISTRIBUTION BY TAX NATURE - JANUARY TO JUNE

R\$ BILLION



PAYMENT OF TAXES BY QUARTER IN 2021

R\$ BILLION



GOVERNMENT TAKE



Royalties, special participation, signature bonuses and payment for the occupation or retention of area



TAXES WITHHELD FROM THIRD PARTIES



Tax substitute



COMPANY'S TAXES



Own taxes from its operations

There was a study about the overview of the ICMS collected by Petrobras and its contribution relevance compared to the total ICMS collected by each State. In order to make this comparison possible, we used the values disclosed in the

CONFAZ (National Council for Finance Policy) collection bulletin. Since our report is built on a cash basis perspective, the amounts disclosed by CONFAZ are adjusted one month forward to represent the actual receipt date of the amounts.



Size proportional to the contribution amount

| STATES              | PETROBRAS COLLECTION (R\$ billion) | CONTRIBUTION % |
|---------------------|------------------------------------|----------------|
| SÃO PAULO           | 5.95                               | 6.8%           |
| MINAS GERAIS        | 4.74                               | 15.6%          |
| RIO DE JANEIRO      | 3.92                               | 16.9%          |
| RIO GRANDE DO SUL   | 2.71                               | 12.7%          |
| BAHIA               | 2.54                               | 17.3%          |
| PARANÁ              | 2.40                               | 10.6%          |
| SANTA CATARINA      | 2.02                               | 14.3%          |
| GOIÁS               | 1.72                               | 16.1%          |
| PARÁ                | 1.49                               | 19.7%          |
| MATO GROSSO DO SUL  | 1.26                               | 19.7%          |
| ESPÍRITO SANTO      | 1.17                               | 17.2%          |
| PERNAMBUCO          | 1.14                               | 11.6%          |
| MATO GROSSO         | 1.10                               | 11.9%          |
| CEARÁ               | 0.98                               | 13.3%          |
| DISTRITO FEDERAL    | 0.72                               | 15.4%          |
| AMAZONAS            | 0.71                               | 12.0%          |
| PARAÍBA             | 0.65                               | 18.5%          |
| RIO GRANDE DO NORTE | 0.55                               | 16.7%          |
| RONDÔNIA            | 0.54                               | 21.3%          |
| ALAGOAS             | 0.51                               | 19.2%          |
| PIAUI               | 0.48                               | 18.1%          |
| TOCANTINS           | 0.45                               | 24.3%          |
| SERGIPE             | 0.25                               | 12.2%          |
| RORAIMA             | 0.23                               | 32.8%          |
| AMAPÁ               | 0.14                               | 23.9%          |
| ACRE                | 0.13                               | 16.6%          |
| MARANHÃO            | 0.06                               | 1.3%           |